



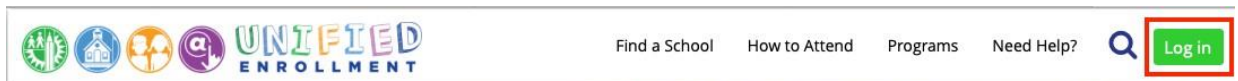
HOW TO APPLY FOR A CHOICES PROGRAM

UNIFIED ENROLLMENT | 10/2/2023

The on-time application closes on Friday, November 17, 2023, at 11:59 PM.
You can edit or update an online application with additional programs and/or schools until the on-time application closes.

Part I: Logging In

1. Go to <http://apply.lausd.net>.
2. Click on the “Apply” button next to any program or click “Log in.” Scroll down to see all available programs.




3. If you already have a parent portal account, you may log in with your account email and password.

Login

Username

Password



Forgot your password?

Register

Log In


- Username is the email address you used for account registration.
- Session times out after 60 minutes.
- If you'd like to change the email address associated with your account, please sign in using old email address. Account edits can be made once you logged in successfully.

4. If you do not have an account, you may create a new parent account by clicking on “Register.”

Login

Username

Password



Forgot your password?

Register

Log In

- Username is the email address you used for account registration.
- Session times out after 60 minutes.
- If you'd like to change the email address associated with your account, please sign in using old email address. Account edits can be made once you logged in successfully.

- To register an account, please fill out all the required information and click “Register.” You will receive a confirmation email that you must click on to finish creating your account.

Los Angeles Unified School District Account Registration

Your email address is your username. To create an account, enter a valid email address e.g. user@webmail.com.

A parent account allows you to:

- Apply to multiple school choice programs offered by L.A. Unified.
 - eChoices (Magnet, Permits With Transportation and Dual Language), Zones of Choice, Incoming Inter-District Permits, District K-12 Open Enrollment and Conservatory of Fine Arts.
- Manage your application(s).
- Access Parent portal to monitor student's attendance, final grades, update emergency telephone numbers, track student's progress towards completion of graduation requirements and many more...

First Name: *

Middle (optional)

Last Name: *

Email Address:*

Re-enter Email:*

Please enter the numbers below for security purposes *

☐ I'm not a robot

reCAPTCHA
Privacy - Terms

Cancel

Register

Part II: Adding a Student

- On the **Dashboard** screen, click “Add/Edit Student.”

Dashboard

Parent

Student

Application

Welcome to your Dashboard [My Favorites](#) | [My Actions\(0\)](#) | [My Messages](#) | [Need Help?](#)

What would you like to do?

Apply to Programs

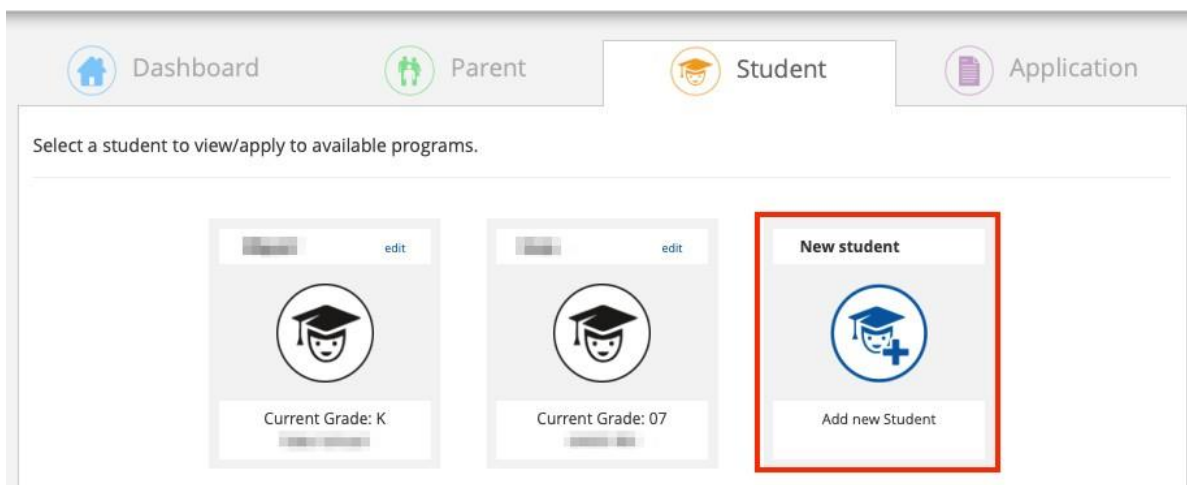
Track / Edit Applications

Add / Edit Student

Edit Parent Profile

[Go to Apply Home](#)

- If you previously had an account, your students will appear on this screen. To add a new student, click on “New student.”



- On the **Adding new student** screen, fill out all required information and click “Next.”

The screenshot shows the 'Adding new student' form. At the top, there are four tabs: Dashboard, Parent, Student (selected), and Application. Below the tabs, the title 'Adding new student' is followed by a 'Cancel' link. There are three numbered steps: 1 (selected), 2, and 3. The instruction 'Please fill out the information below:' is followed by several form fields:

- First Name ***: Text input field.
- Middle Initial**: Text input field.
- Last Name ***: Text input field.
- Date of Birth ***: Form with three dropdown menus for Month, Day, and Year.
- Ethnicity ***: Dropdown menu with 'Select' as the current value. Below it is a checkbox for 'Multi-racial/Multi-ethnic'.
- Gender ***: Radio buttons for 'Male' and 'Female'.
- Relationship to the student***: Dropdown menu with 'Select' as the current value.

At the bottom right of the form, there is a blue 'Next' button highlighted with a red box.

4. On the second screen, fill out all required information and click “Next.”

The screenshot shows the 'Adding new student' form with the 'Parent' tab selected. The progress indicator shows step 2 is active. The form is titled 'Address Information' and includes a 'Copy Parent Address' link. It contains four required fields: 'Address *', 'Apt. No', 'City *', and 'Zip Code *'. At the bottom, there are 'Previous' and 'Next' buttons, with the 'Next' button highlighted with a red border.

5. On the third screen, fill out all required information and click “Next.”

The screenshot shows the 'Adding new student' form with the 'Student' tab selected. The progress indicator shows step 3 is active. The form is titled 'School Information' and includes a 'Current Grade (Year 22-23) *' dropdown menu. Below this, there is a paragraph of text explaining the application process for transitional kindergarten (TK) and kindergarten. The form also includes a 'Has Student Ever Been Enrolled in LAUSD? *' section with radio buttons for 'Yes' and 'No', and a 'Current School *' section with radio buttons for 'LAUSD', 'Independent Charter', 'Private/Non LAUSD/Homeschool', 'Preschool/Primary Center (non-LAUSD)', and 'Other'. At the bottom, there are 'Previous' and 'Next' buttons, with the 'Next' button highlighted with a red border.

- On the final screen, you will select siblings. Select all siblings and click “Next: Confirm and Apply.” You can always update this information the next time you add a student or on the **Student** edit screen. **A separate application is needed for each sibling that is applying for a Choices program.**

Adding new student [Cancel](#)

Sibling Information

To receive sibling priority, parent/guardian MUST add each currently enrolled sibling to their parent account, make sure their address is the same and check all siblings below you would like linked with [\[Link\]](#). Please review sibling priority guidelines for each program.

Select	Sibling First Name	Sibling Middle Initial	Sibling Last Name
<input checked="" type="checkbox"/>	[Redacted]		[Redacted]
<input checked="" type="checkbox"/>	[Redacted]		[Redacted]
<input checked="" type="checkbox"/>	[Redacted]		[Redacted]
<input checked="" type="checkbox"/>	[Redacted]		[Redacted]

Important Note:
It is the parent/guardian's responsibility to verify that the siblings have the same address on file in the District's computer system at the current L.A. Unified school of attendance by the application deadline.

Are all the siblings associated with this student listed on the screen? If not, please click the link below to add siblings.
[Edit Student](#)

Next: Confirm and Apply

Part III: Applying for a Program

- From the **Dashboard**, click on “Apply to Programs.”

Dashboard Parent Student Application

Welcome to your Dashboard [My Favorites](#) | [My Actions\(0\)](#) | [My Messages](#) | [Need Help?](#)

What would you like to do?

Apply to Programs

Track / Edit Applications

Add / Edit Student

Edit Parent Profile

[Go to Apply Home](#)

- Click on the student you want to apply for and click “Next.”

Dashboard Parent Student Application

Applying to Programs Cancel

1 2

Select a student to view/apply to available programs. If you'd like to add a new student, please do so by selecting the Student tab from the menu above.

John
Current Grade: 02
EASTMAN AVE EL

Tara
Current Grade: 09
116TH ST EL

None
Current Grade: 02
None

Next

- Click on each of the programs you would like to apply for and click “Next.”

Dashboard Parent Student Application

Applying to Programs Cancel

1 2

You may choose multiple programs. Please select the program(s) you want to apply to for [US Flag]:

Magnet Programs
Application Period
Oct 3 – Nov 18

Multilingual Multicultural Programs
Application Period
Oct 3 – Nov 18

Schools for Advanced Studies (SAS)
Application Period
Oct 3 – Nov 18

Zones of Choice (ZOC)
Application Period
Oct 3 – Nov 18

Admission Criteria Schools (ACS)
Application Period
Oct 3 – Nov 18

Permits With Transportation (PWT)
Application Period
Oct 3 – Nov 18

Affiliated Charter Schools
Application Period
Oct 3 – Nov 18

Previous

3 Program(s) Selected

Next

4. On the Verifying **Parent Information** screen, you will verify your information is correct and click “Next.” If you need to edit the information, click “edit.”

applying for EChoices Cancel

1 2 3 4 5 6 7

Verifying Parent Information [edit](#)

First Name: Middle Initial:

Last Name: Primary Phone: Secondary Phone:

Ext:

Address: Apt. No:

City: Zip Code:

Applying to 3 Program(s) [Next](#)

5. On the Verifying **Student Information** screen, you will verify your student information is correct and click “Next.” If you need to edit the information, click “edit.”

applying for EChoices Cancel

1 2 3 4 5 6 7

Verifying Student Information [edit](#)

First Name: Middle Initial:

Last Name: Date of Birth(mm/dd/yyyy):

Gender: Ethnicity:

Address: Apt. No:

City: Zip Code:

Next Year Grade (Year 23-24): Current School: None

[Previous](#) Applying to 3 Program(s) [Next](#)

- 6a. If you applied for a Magnet program, you can make a maximum of three choices. After making your selection, click “Next.” If you used the school search tool at <http://explore.lausd.net> to “Favorite” a school, it will appear at the top of the drop-down menu.

applying for EChoices

Cancel

1

2

3

4

5

6


7

8

Identify School Choices:

You may select up to three school sites when applying for Magnet program.

Magnet Programs



Application Period
Oct 3 – Nov 18

♥ = School Favorites (Edit)

First Choice

Please Select

Second Choice (optional)

Please Select

Third Choice (optional)

Please Select

Important Note:

If you are currently enrolled in a magnet program, and you apply and are selected into another magnet program, you will automatically lose your current magnet placement.

Gifted programs are criteria-based, click [here](#) for gifted magnet criteria.

To find out more about the magnet options and themes click [here](#)

Previous

Applying to 3 Program(s)

Next

Transportation may be provided to elementary students if they live outside of a 2-mile radius and to secondary student if they live outside a 5-mile radius. You may contact Transportation Services Division at (213) 580-2900 to verify eligibility.

6b(1). If you applied for a Multilingual Multicultural program, you can make a maximum of three choices. After making your selection, click “Next.” If you used the school search tool at <http://explore.lausd.net> to “Favorite” a school, it will appear at the top of the drop-down menu.

1

2

3

4

5


6

applying for EChoices

Cancel

This option allows you to select up to three Multilingual Multicultural Programs. Wondering which program might be a good fit for your student? Click [here](#) to learn more.

Multilingual Multicultural Programs



Application Period
Oct 3 – Nov 18

Please note:
Franklin HS and Griffith MS: Apply through the Magnet Program
Alexander Science Center and Reseda Charter: Apply through the Affiliated Charter Schools Program

👍 = School Favorites ([Edit](#))

📅 = Seats Available

School

Please Select

Second Choice (optional)

Please Select

Third Choice (optional)

Please Select

Important Note:
• English Speakers in grades 2-12
Schools will contact parents of English speakers in grades 2 - 12 who have not previously participated in a Dual Language Education program to determine eligibility. A target language assessment will be administered prior to offering placement.

• English Learners in grades 2-12
Schools will contact parents of English learners (ELs) in grades 2 - 12 who have not previously participated in a Dual Language Education program to determine eligibility. ELs of the same target language of the program to which they are applying can enter at any time.

Previous

Applying to 1 Program(s)

Next

6b(2). If you applied for a Dual Language Education (DLE) program, you will need to select the Language(s) spoken at home and the language(s) your child speaks before making your selections and click “Next.”

applying for EChoices Cancel

1 2 3 4 5 6

Your responses to the questions below will help determine program eligibility. During the enrollment process at the school site, any changes regarding the languages spoken may impact your child's placement in the program.

Please answer the questions below by selecting all answers that apply.

What language(s) are spoken in the home?

☐ Arabic ☐ Armenian ☐ French
☐ Korean ☐ Mandarin ☐ Spanish
☐ English ☐ Other

What language(s) does your child speak?

☐ Arabic ☐ Armenian ☐ French
☐ Korean ☐ Mandarin ☐ Spanish
☐ English ☐ Other

Is the student currently enrolled in a Dual Language Two-Way Immersion, One-Way Immersion, or World Language Immersion Program?

☐ Yes ☐ No

Previous

Applying to 1 Program(s) Next

6c. If you applied for a Schools for Advanced Studies (SAS) site, you can make a maximum of three choices. After making your selection, click “Next.” If you used the school search tool at <http://explore.lausd.net> to “Favorite” a school, it will appear at the top of the drop-down menu.


applying for EChoices Cancel

1 2 3 4 5

Identify School Choices:

You may select up to three school sites when applying for Schools for Advanced Studies (SAS).

Schools for Advanced Studies (SAS)



Application Period
Oct 3 – Nov 18

♥ = School Favorites (Edit)

First Choice

Please Select

Second Choice (optional)

Please Select

Third Choice (optional)

Please Select

Important Note:
All private school, independent charter, and non-L.A. Unified applicants to Gifted Magnets and Schools for Advanced Studies (SAS), including incoming Kindergarten SAS applicants, are required to submit a **Verification of Eligibility** form by the deadline. This form is included in the Print Confirmation, as well as available for download on eChoices.lausd.net. The **Verification of Eligibility** form is not required for students currently attending an L.A. Unified school or applicants to an Affiliated Charter School with the SAS designation. Please be advised that transportation is not provided for Schools for Advanced Studies.

Previous

Applying to 1 Program(s) Next

- 6d. If you applied for an Admission Criteria School (ACS), you may only select one school. After making your selection, click “Next.” If you used the school search tool at <http://explore.lausd.net> to “Favorite” a school, it will appear at the top of the drop-down menu.

applying for EChoices Cancel

1 2 **3** 4 5

Identify School Choice:

You may select one school site when applying for Admission Criteria Schools (ACS).

Admission Criteria Schools (ACS)

First Choice

Please Select

Please note:
Admission Criteria Schools listed below do not participate in the Choices application and selection process. Please contact these schools directly for more information.

- Girls Academic Leadership
- Harbor Teacher Preparation Academy
- Middle College High School

Important Note:
Due to the unique demands of these programs we encourage you to attend informational sessions before submitting a Choices application. After submitting an on-time Choices application, applicants will be contacted by the school to fulfill an additional screening process.

Previous

Applying to 1 Program(s) **Next**

- 6e. If you applied for Permits With Transportation (PWT) and are eligible, your school selection will be based on your resident school. To find out more information, click on the “here” button or visit <http://echoices.lausd.net>. Click “Next” to proceed to the next screen.

applying for EChoices Cancel

1 2 **3** 4 5

Identify School Choice:

Permits With Transportation (PWT)

The PWT program is a stand-alone program and does not offer transportation to other Choices programs (such as Magnet, DLE, SAS, etc.)

Students who reside within a PWT sending area boundary can apply to the PWT Program.

Please click [here](#) for more information.

Important Note:
Please note that the PWT program offers transportation to pre-identified LAUSD Desegregation Receiver schools, which are assigned by the district and based on established transportation routes. If you have further questions call (213) 241-4177, email echoices@lausd.net or visit echoices.lausd.net.

Previous

Applying to 1 Program(s) **Next**

- 6f. If you applied for Affiliated Charter Schools, you will make your selection by clicking the checkbox for any schools you would like to attend. After making your selection, click “Next.” There is no maximum number of choices you can select. If you used the school search tool at <http://explore.lausd.net> to “Favorite” a school, it will appear at the top of the drop-down menu. Click “Next” to proceed to the next screen.

applying for EChoices Cancel

1 2 3 4

Identify School Choices.:

Affiliated Charter Schools

Application Period
Oct 3 – Nov 18

♥ = School Favorites (Edit)

Affiliated Charter Schools

Alexander Science Center [1511101]

Alexander Science Center Dual Language Spanish [1511102TWS]

Beckford Charter for Enriched Studies [1233501]

Calabash Charter Academy [1270401]

Calvert Charter for Enriched Studies [1271201]

Canyon Charter Elementary [1279501]

Carpenter Community Charter [1282201]

Castlebay Lane Charter [1288101]

Colfax Charter Elementary [1316401]

Dearborn Elementary Charter Academy [1337701]

Show More Schools

Previous

Applying to 1 Program(s) Next

Important Note:

- There is no preference order if you select multiple affiliated charter schools.
- Transportation is **NOT** provided by the affiliated charter schools. Refer to the [eChoices website](http://eChoices.lausd.net) for any exceptions.
- Please check the distance of a school to your home address before applying.

- 6g. If you applied for Zones of Choice, you will make your selection by selecting a rank for all schools in the zone. After making your selection, click “Next.”

Dashboard Parent Student Application

applying for EChoices Cancel

1 2 3 4 5

Identify School Choices.:

Please rank the schools that you would like to attend in order of preference. You must choose all schools to submit an application.

Zones of Choice (ZOC)

Application Period
Oct 3 – Nov 18

Resident Zone/School:

JEFFERSON ZONE OF CHOICE

♥ = School Favorites (Edit)

Schools

Angelou Community High School

Jefferson High School

Nava College Preparatory Academy @ Jefferson High School

Santee Education Complex

Rank Reset

Previous

Applying to 1 Program(s) Next

Important Note:

If your address changes after **November 18 2022** please contact the Zones of Choice Office at (213) 241-0466 or email: zoc@lausd.net.

7. After selecting your choices, you will be asked if you would like to share your information. Click “Yes” or “No” and then click “Next: Terms and Conditions.”

8. Finally, read the Terms and Conditions and click on “I agree...” and click “Submit.”

Terms and Conditions

Please read the following terms and conditions carefully prior to submitting a Choices application:

Terms and Conditions for All Applicants:

- The deadline to submit a Choices application for the 2023 - 2024 school year is November 18, 2022
- Only one Choices application (paper or electronic) may be submitted per child and must be for the grade the applicant will be in for the 2023 - 2024 school year. In the event that multiple applications are submitted for the same student, only the first application will be processed.
- Parents/guardians who submit a Choices application online will receive all correspondence electronically, including the status of the application. Parents should check the Apply Portal for updates.
- For the student to be eligible for selection or assignment, all information must be complete and accurate. Falsification of information will result in an application not being processed and/or an applicant's removal from the program. It is the responsibility of the parent/guardian to complete the application correctly, or it will be rejected.
- The electronic signature on the application signifies that the parent/guardian has read and understood the Choices Application Guidelines and Instructions.
- If the applicant is not selected into a Choices Program(s), the applicant will be placed on a waiting list for his/her **first choice(s)**, if available.

☒ I agree that I have read the Choices brochure and agree to the terms and conditions of the Choices application.

9. **Congratulations!** You have just submitted your student’s application. You may print your confirmation now or return it to the Apply site and view it at any time. You will also receive a confirmation email, so please check your email inbox.